


## SHAREHOLDING PATTERN IN COMPLIANCE WITH CLAUSE 35 OF THE LISTING AGREEMENT AS ON 30 SEPTEMBER 2010



## 1(a) Statement showing Shareholding Pattern

Category Code	Category of shareholder	Total Number of shareholders	Total number of shares	Number of shares held in dematerialized form	Total shareholding as a percentage of total number of shares		Shares pledged or otherwise encumbered	
					As a percentage of (A+B)1	As a percentage of (A+B+C)	Number of shares	As a percentage
(I)	(II)	(III)	(IV)	(V)	(VI)	(VII)	(VIII)	(IX)=(VIII)/(IV)*100
(A)	Shareholding of Promoter and Promoter Group[2]							
(1)	Indian							
(a)	Individuals/ Hindu Undivided Family	-	-	-	-	-	-	-
(b)	Central Government/ State Government(s)	-	-	-	-	-	-	-
(c)	Bodies Corporate	-	-	-	-	-	-	-
(d)	Financial Institutions/ Banks	-	-	-	-	-	-	-
(e)	Any Other (specify)	-	-	-	-	-	-	-
	Sub-Total (A)(1)	0	0	0	0	0	0	0
(2)	Foreign							
(a)	Individuals (Non-Resident Individuals/ Foreign Individuals)	-	-	-	-	-	-	-
(b)	Bodies Corporate	2	19,376,013	8,167,173	88.16	88.16	0	0
(c)	Institutions	-	-	-	-	-	-	-
(d)	Any Other (specify)	-	-	-	-	-	-	-
	Sub-Total (A)(2)	2	19,376,013	8,167,173	88.16	88.16	0	0
	Total Shareholding of Promoter and Promoter Group (A)= (A)(1)+(A)(2)	2	19,376,013	8,167,173	88.16	88.16	0	0
(B)	Public shareholding[3]							
(1)	Institutions							
(a)	Mutual Funds/ UTI	2	202,164	202,164	0.92	0.92	-	-
(b)	Financial Institutions/ Banks	3	1,040	180	0.00	0.00	-	-
(c)	Central Government/ State Government(s)	-	-	-	-	-	-	-
(d)	Venture Capital Funds	-	-	-	-	-	-	-
(e)	Insurance Companies	-	-	-	-	-	-	-
(f)	Foreign Institutional Investors	1	15,553	15,553	0.07	0.07	-	-
(g)	Foreign Venture Capital Investors	-	-	-	-	-	-	-
(h)	Any Other (specify)	-	-	-	-	-	-	-
	Sub-Total (B)(1)	6	218,757	217,897	1.00	1.00	-	-
(2)	Non-institutions							
(a)	Bodies Corporate	154	301,578	299,218	1.37	1.37	-	-
(b)	Individuals -							
	i. Individual shareholders holding nominal share capital up to Rs. 1 lakh.	4,351	1,482,043	1,170,178	6.74	6.74	-	-
	ii. Individual shareholders holding nominal share capital in excess of Rs. 1 lakh.	26	507,213	402,373	2.31	2.31	-	-
(c)	Any Other (specify)	-	-	-	-	-	-	-
	NRI	45	54,440	54,290	0.25	0.25	-	-
	Foreign National	1	6,240	6,240	0.03	0.03	-	-
	Clearing Members	42	31,958	31,958	0.15	0.15	-	-
	Sub-Total (B)(2)	4,619	2,383,470	1,964,255	10.84	10.84	-	-
	Total Public Shareholding (B)= (B)(1)+(B)(2)	4,625	2,602,227	2,182,152	11.84	11.84	-	-
	TOTAL (A)+(B)	4,627	21,978,240	10,349,325	100.00	100.00	0	0
(C)	Shares held by Custodians and against which Depository Receipts have been issued	0	0	0	0	0	-	-
	GRAND TOTAL (A)+(B)+(C)	4,627	21,978,240	10,349,325	100.00	100.00	0.00	0.00



(l) (b) Statement showing Shareholding of persons belonging to the category "Promoter and Promoter Group"

Sr. No.	Name of the shareholder	Total shares held		Shares pledged or otherwise encumbered		
		Number of shares	As a % of grand total (A)+(B)+(C)	Number of shares	As a percentage	As a % of grand total (A)+(B)+(C) of sub-clause
1	Kennametal Inc	8,167,173	37.16	0	0.00	0.00
2	Meturit Ag.	11,208,840	51.00	0	0.00	0.00
	<b>Total</b>	<b>19,376,013</b>	<b>88.16</b>			



(I)(c) Statement showing Shareholding of persons belonging to the category "Public" and holding more than 1% of the total number of shares

Sr. No.	Name of the shareholder	Number of shares	Shares as a percentage of total number of shares {i.e., Grand Total (A)+(B)+(C) Indicated in Statement at para (I)(a) above}
	Total	-	-

(I)(d) Statement showing details of locked-in shares

Sr. No.	Name of the shareholder	Category	Number of locked-in shares	Locked-in shares as a percentage of total number of shares {i.e., Grand Total (A)+(B)+(C) indicated in Statement at para (I)(a) above}
	NONE			-

(a) Statement showing details of Depository Receipts (DRs)

Sr. No.	Type of outstanding DR (ADRs, GDRs, SDRs, etc.)	Number of outstanding DRs	Number of shares underlying outstanding DRs	Shares underlying outstanding DRs as a percentage of total number of shares {i.e., Grand Total (A)+(B)+(C) Indicated in Statement at para (I)(a) above}
	NONE	NIL	NIL	NIL

(II)(b) Statement showing Holding of Depository Receipts (DRs), where underlying shares are in excess of 1% of the total number of shares

Sr. No.	Name of the DR Holder	Type of outstanding DR (ADRs, GDRs, SDRs, etc.)	Number of shares underlying outstanding DRs	Shares underlying outstanding DRs as a percentage of total number of shares {i.e., Grand Total (A)+(B)+(C) indicated in Statement at para (I)(a) above}
	NONE	NIL	NIL	NIL

